

DCP 400 Crowded Meter Room Coordinator (CMRC)

Background, Solution overview and comparison to
DCP394

February 2022

For Information

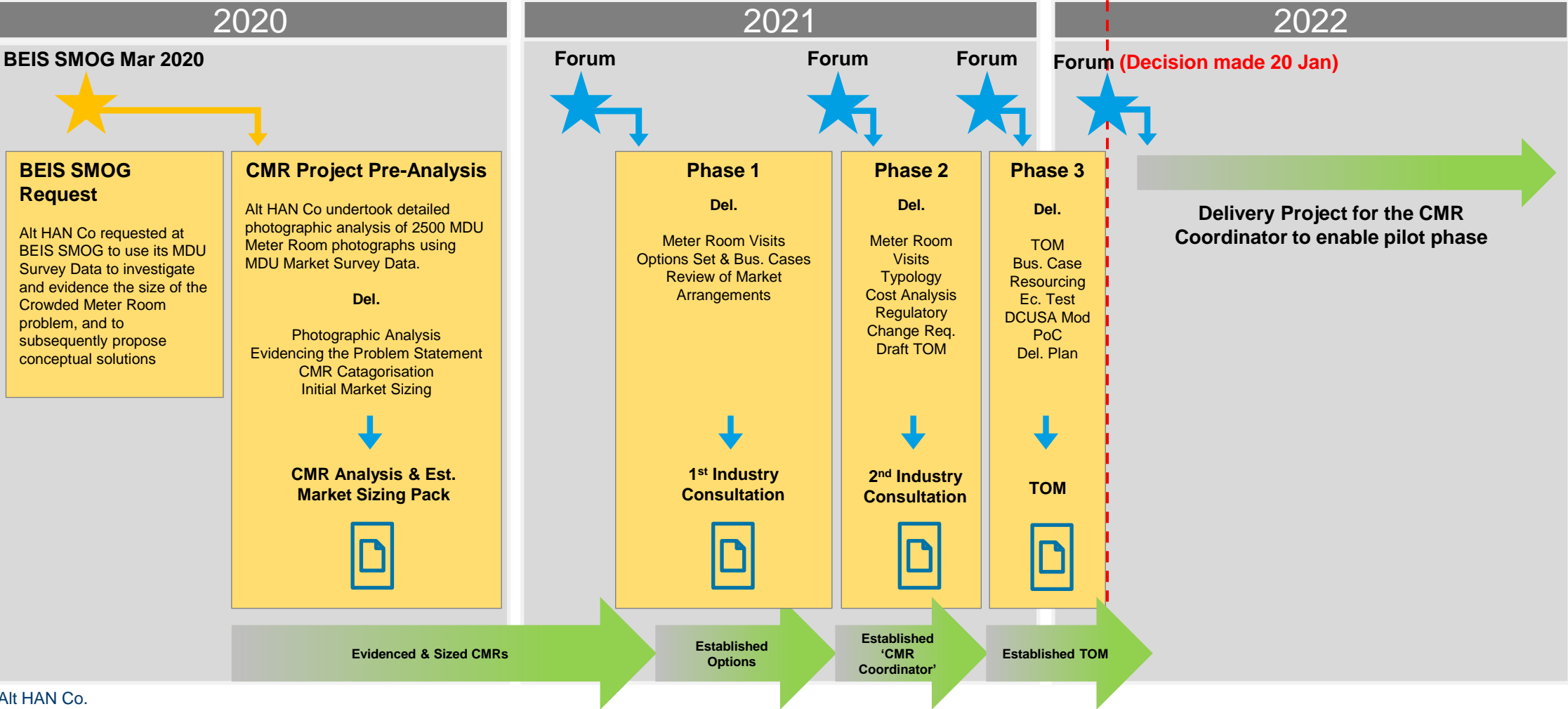
David Jones
Irmeen Khan

Document Classification:
AMBER – LIMITED DISCLOSURE

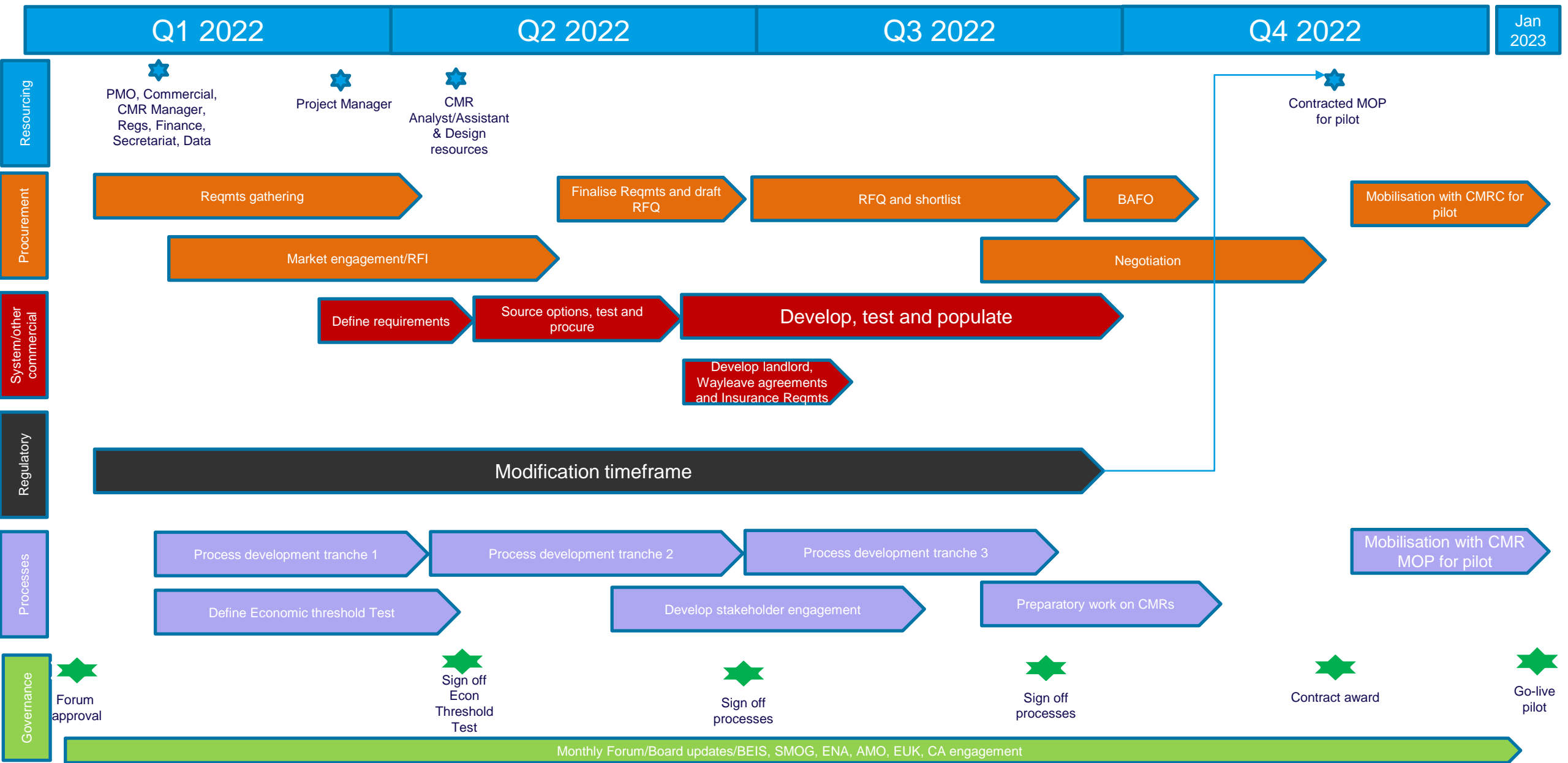


History of CMR Work

A critical consideration for the Alt HAN solution has been the issue of space constraints within Meter Rooms that might impact the accessible market for Alt HAN Point to Point Equipment. BEIS' Smart Metering Operations Group (SMOG) asked if Alt HAN Co could investigate the potential issue, evidence & size the issue of Crowded Meter Rooms and subsequently propose any possible mitigating options. Alt HAN Co subsequently stood up the foundations of the CMR Project in the Summer of 2020, which initially evidenced the issue of CMRs, proposed an estimated Market Size, and then subsequently ran a series of phased projects to establish a viable operating model for the execution of physical CMR resolutions (Meter Room Engineering), underpinned by industry consultation and field evidence.

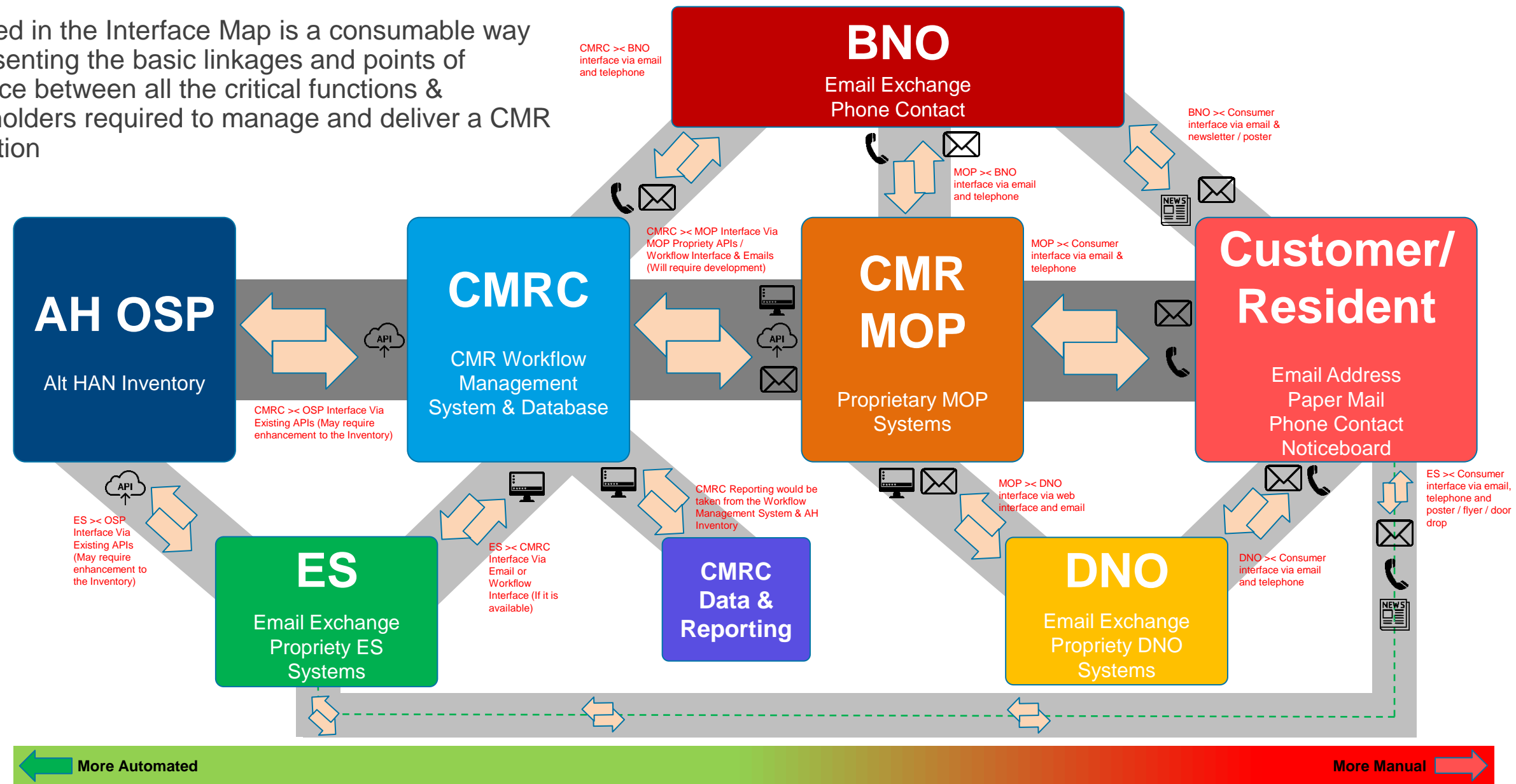


Delivery plan to enable the CMRC pilot



Crowded Meter Room Coordinator – Interface Map

Outlined in the Interface Map is a consumable way of presenting the basic linkages and points of interface between all the critical functions & stakeholders required to manage and deliver a CMR resolution



CMR TOM Level 1 process map

Alt HAN developed the following TOM for the end to end CMRC processes

CMR Coordinator (CMRC) - Level 1 Process Map

Crowded Meter Room Coordination

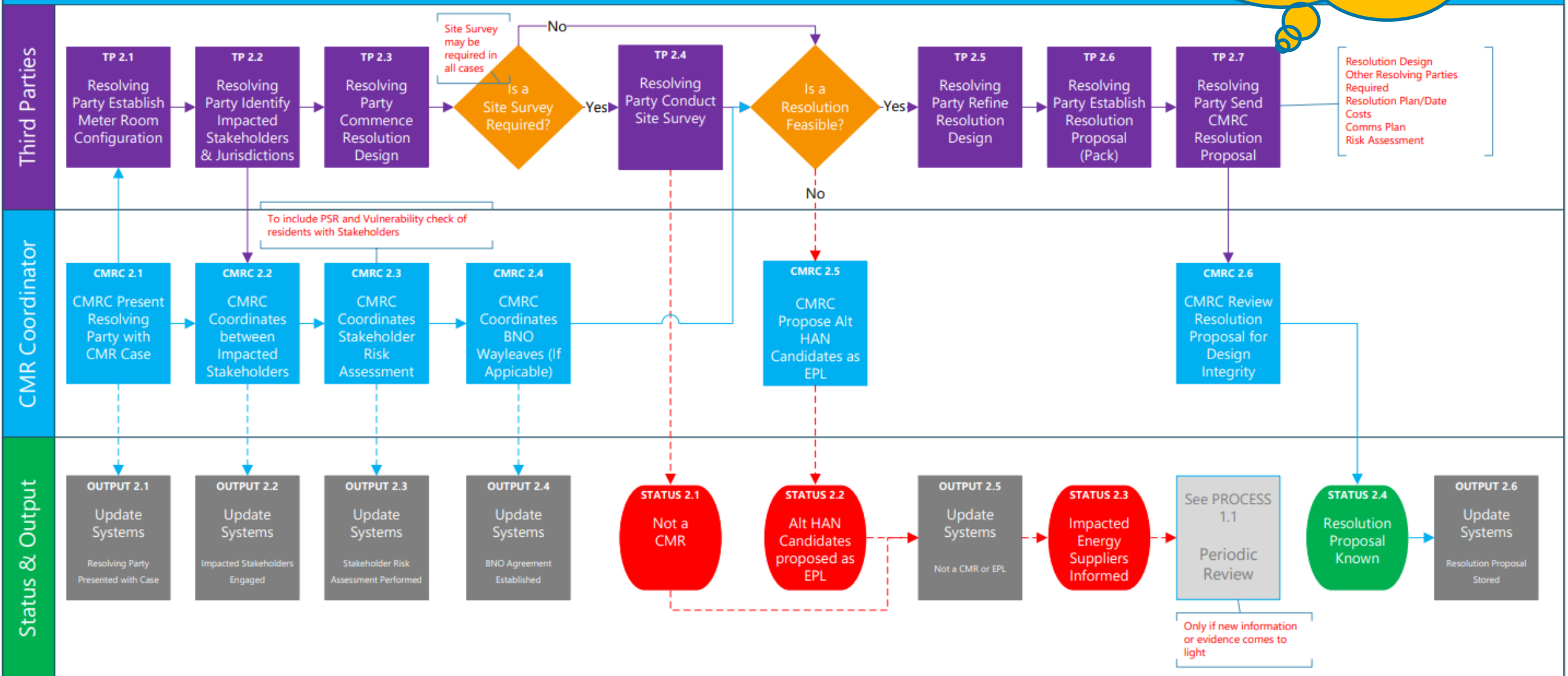


- TOM designed to allow stage approval at each step from 1-4 (prior to work being commissioned)
- Steps 1-3 required to support collective Exempt Premises List (EPL) submissions
- Risk assessment for works and consumer impacts brought into Process 2
 - Customer impact equally important as an 'Economic Threshold Test' to assess the costs vs benefit of resolving the CMR issues
- Drives proposed resourcing and costs
 - All CMR nominations require Process 1, confirmed CMRs will need Process 2-4, only Economic/risk suitable CMRs to Process 5-7
- Example for Level 2 processes for each step shown on following slides

CMR TOM Level 2 Process 2 Map

Processes show decision points and key interactions with stakeholders

CMR Coordinator (CMRC) - Level 2 Process Map – Process 2 – Resolution Proposal for Smart & Alt HAN Ready Meter R

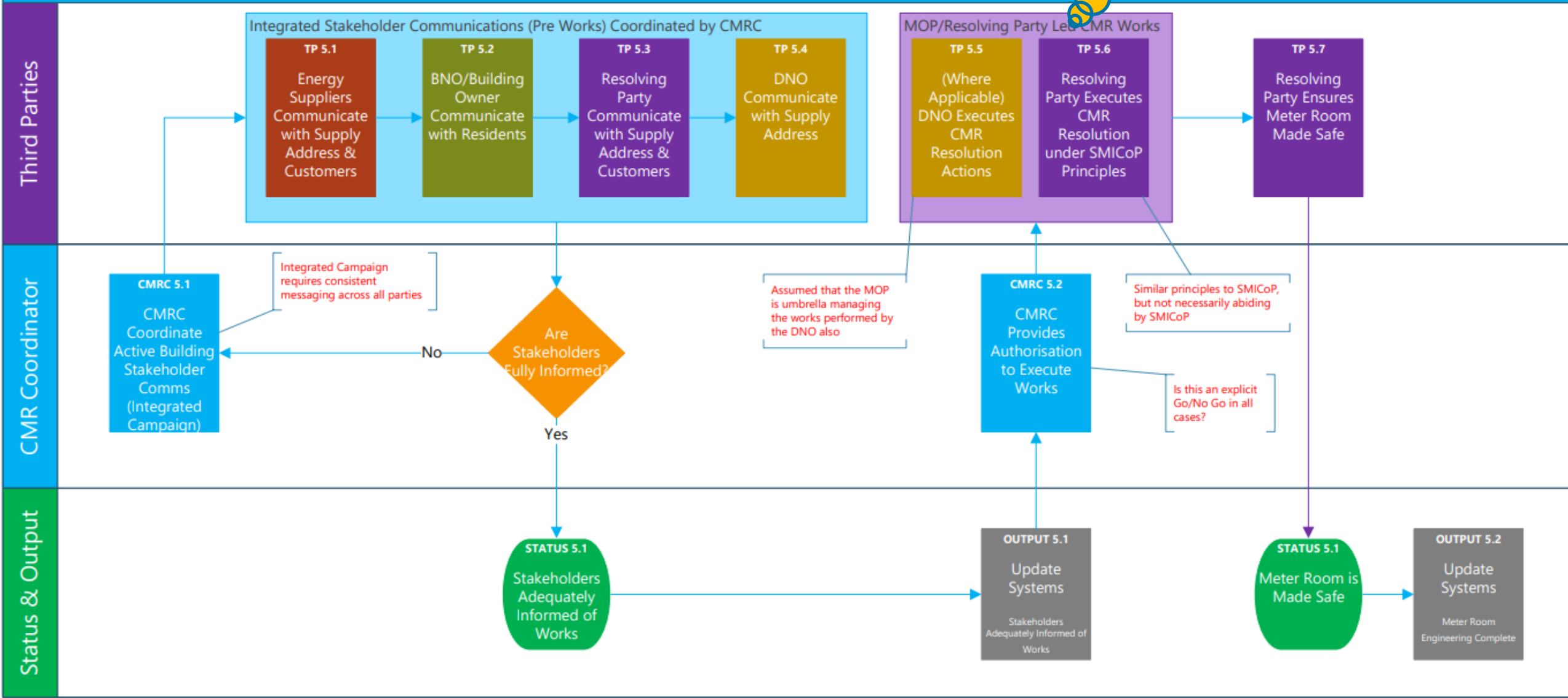


CMR TOM Level 2 Process 5 Map

Key Go/No-go decisions based on readiness of Resolving Parties

Energy Supplier	DNO
CMRC	BNO
Resolving Party/MOP	

CMR Coordinator (CMRC) - Level 2 Process Map – Process 5 – Resolving Parties Deliver CMR A



DCP 394 vs DCP 400

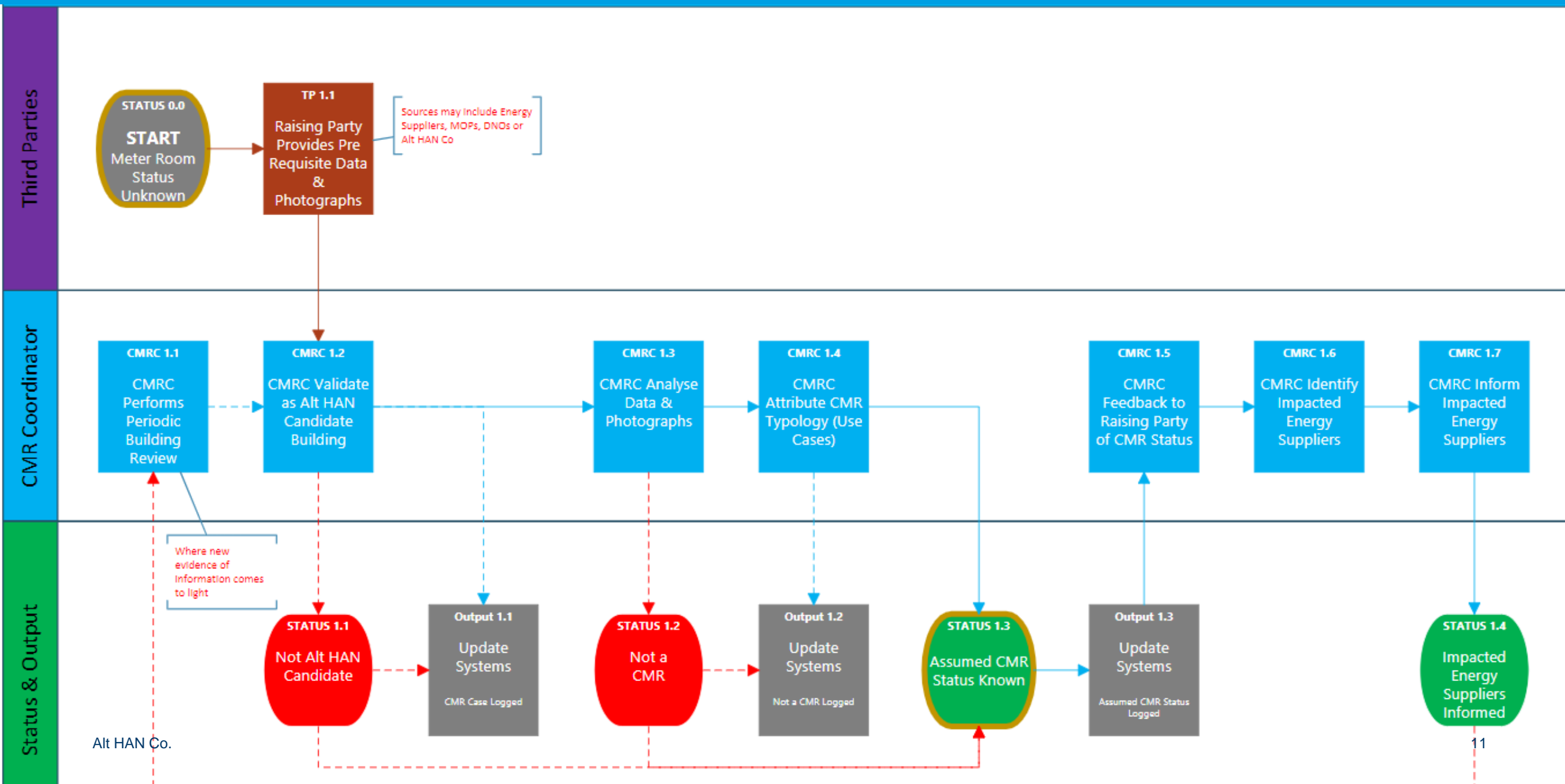
Component	DCP394	DCP400
Scope of activity	<p>Amend the DCUSA to provide the necessary legal permissions to allow any accredited Meter Operator to carry out de-energisation and re-energisation work at any metering installation when NOT working on behalf of a Gas or Electricity Supplier).</p> <p>For example, the Meter Operator may be working on behalf of an electric vehicle (EV) or heat pump installer or under the direction of a local authority to carry out multiple dwelling refurbishments.</p>	<p>Ring fenced activity associated with resolution of Crowded Meter Room (CMR) issues, expected to be time limited and subject to a detailed Target Operating Model and oversight by Alt HAN Forum.</p> <p>Allows Alt HAN Co (AHC) as the CMR Coordinator (CMRC) to commission works using a 'shared Meter Operator/electrical engineer' to support resolution of works.</p>
Extent of works (1)	<p>TBD:</p> <ul style="list-style-type: none"> a) minimal repositioning of the metering equipment relating to the Third Party Metering Point within communal metering equipment space; b) work on looped neutral(s) on the metering equipment relating to the Third Party Metering Point; c) work on a shared supply used by the metering equipment relating to the Third Party Metering Point; d) Revenue Protection Activity relating to the Third Party Metering Point; e) installation of an isolator in respect of the metering equipment relating to the Third Party Metering Point; and/or f) installing, operating inspecting, maintaining, repairing, renewing, repositioning, replacing and/or removing a Smart Metering Comms Hub Device 	<p>Wider scope of works required to resolve meter room issues including Energisation/De-energisation but also further activities e.g.</p> <ul style="list-style-type: none"> • wiring or rewiring the metering equipment into back into a buildings Energy System relating to the Third Party Metering Point • removal of aged and defunct equipment, either formerly within a building's Energy System or in relation to other, non-Energy services or utilities (by agreement with the building owner), relating to the Third Party Metering Point(s), or in proximity to them. • removal of Redlink isolators where no longer required in relation to the Third Party Metering Point(s) • work on looped neutral(s) or crossed neutrals on the metering equipment relating to the Third Party Metering Point
Extent of works (2)		<p>CMR will need to go beyond 'minimal' repositioning for some resolutions and affect multiple metering points</p>

DCP 394 vs DCP 400 Continued

Component	DCP394	DCP400
Ordering of works	Any third party - undefined entities	AHC acting as industry Crowded Meter Room Co-ordinator (CMRC) on behalf of Relevant Suppliers and bound to DCUSA via AHC being a DCUSA Party
Flow of liabilities	TBD	To AHC as CMRC and a DCUSA Party (ultimately to Relevant Suppliers who drive AHC Governance)
Establishment of shared dataset for landlord/BNO	N/A	Proposals include obligations for AHC as CMRC and DNOs to share and support each other with info relating to landlord/BNO/building access details
Engagement with Relevant Suppliers/affected stakeholders	TBD	Target Operating Model establishes processes for direct engagement with Relevant Suppliers, Landlord/BNO, DNOs (and customers via existing industry channels). Works are reliant on engagement and notifications from Relevant Suppliers with affected MPANs. Works are subject to an Economic Test
Cross Code impacts	RECCo impacts	TBD - None identified (to date)
CMRC implementation dependency on DCP400 decision	N/A	Industry proposals for CMR Coordinator depends on DCP400 decision. Important to keep distinct from other changes to avoid additional dependency on non-related changes.
Does DCP394 enable DCP400 and vice versa	DCP400 does not enable DCP394	DCP394 only delivers a partial element of the DCP400 solution

Appendix – Level 2 process diagrams

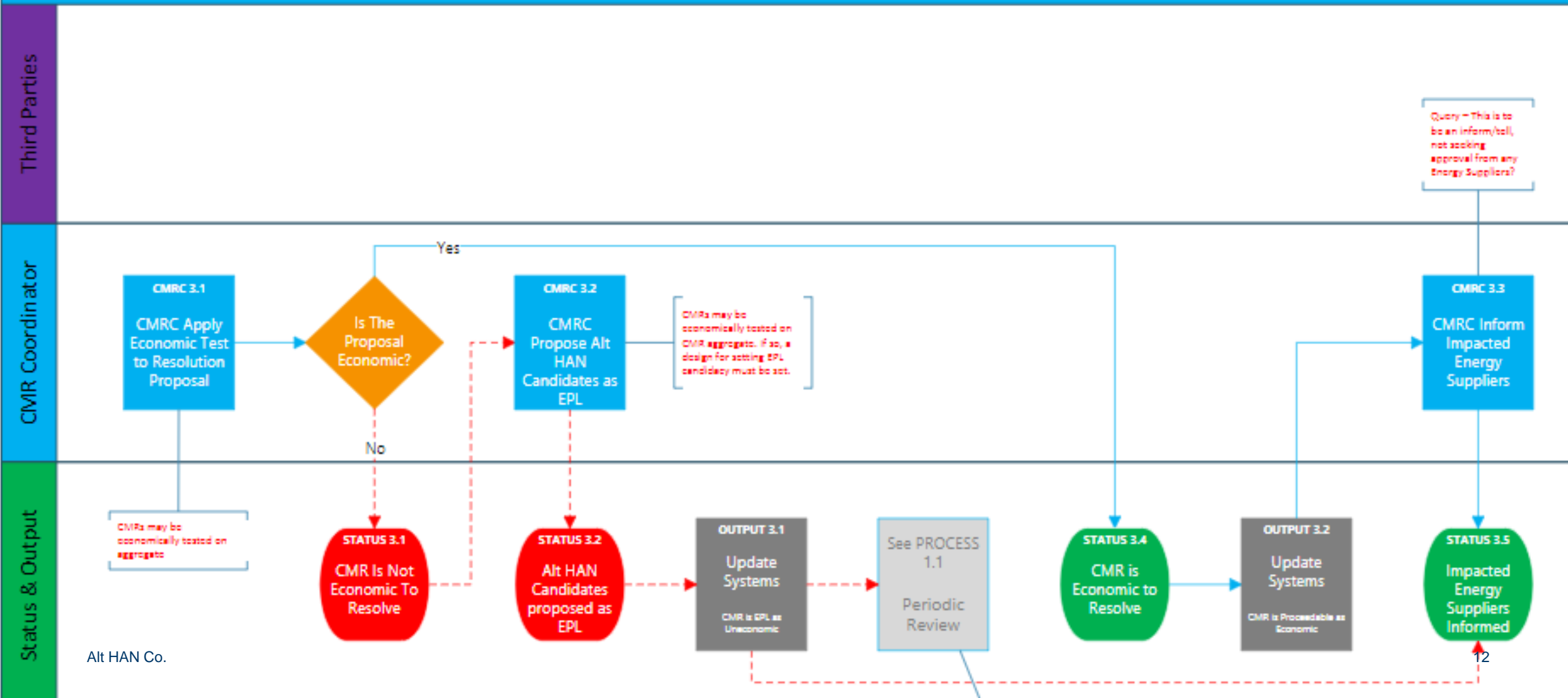
CMR Process Maps – Level 2 Process 1 Map



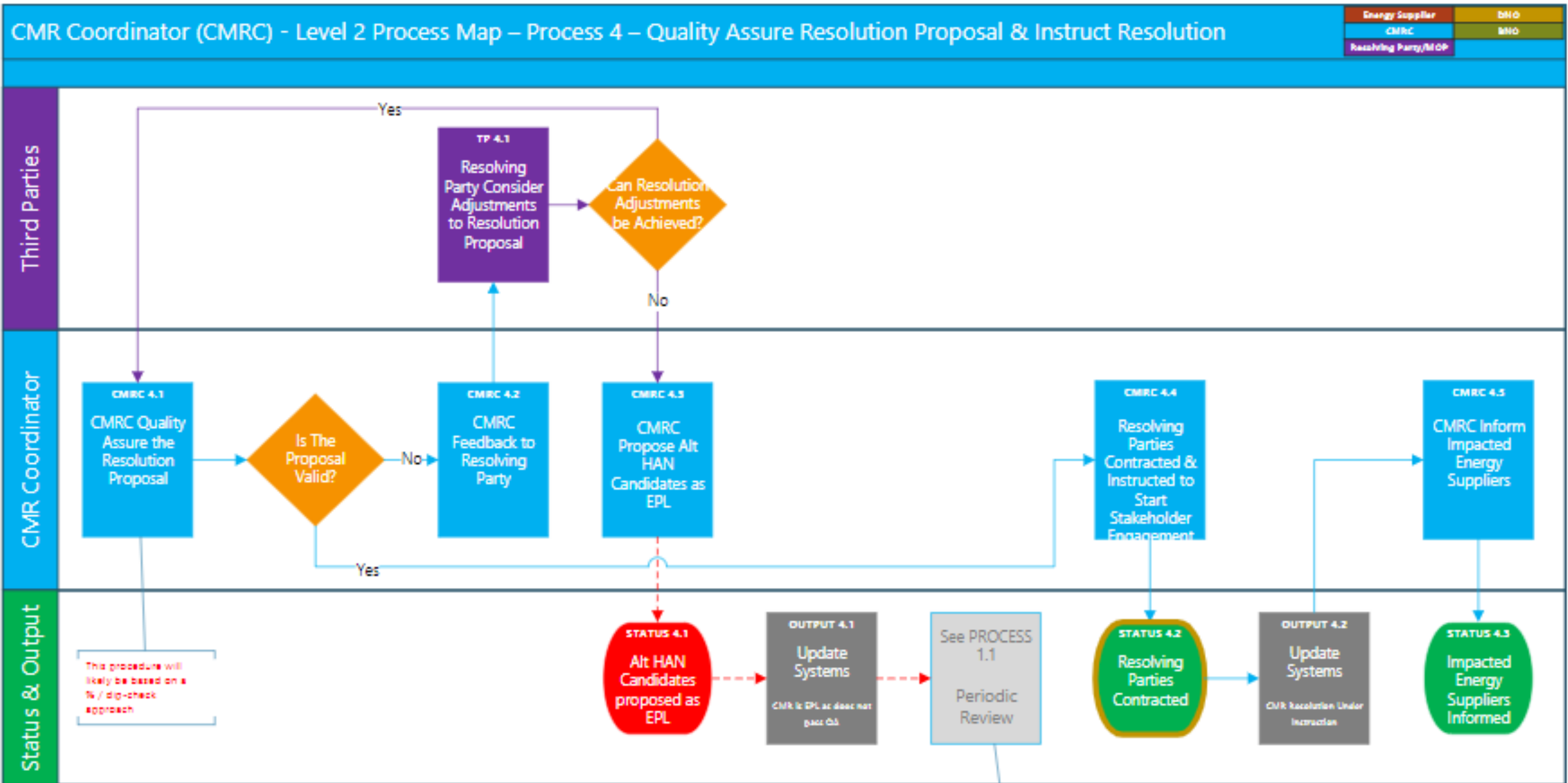
CMR Process Maps – Level 2 Process 3 Map

CMR Coordinator (CMRC) - Level 2 Process Map – Process 3 – Price & Economic Test of Design

Energy Supplier	DNO
CMRC	BNO
Resolving Party/MOP	



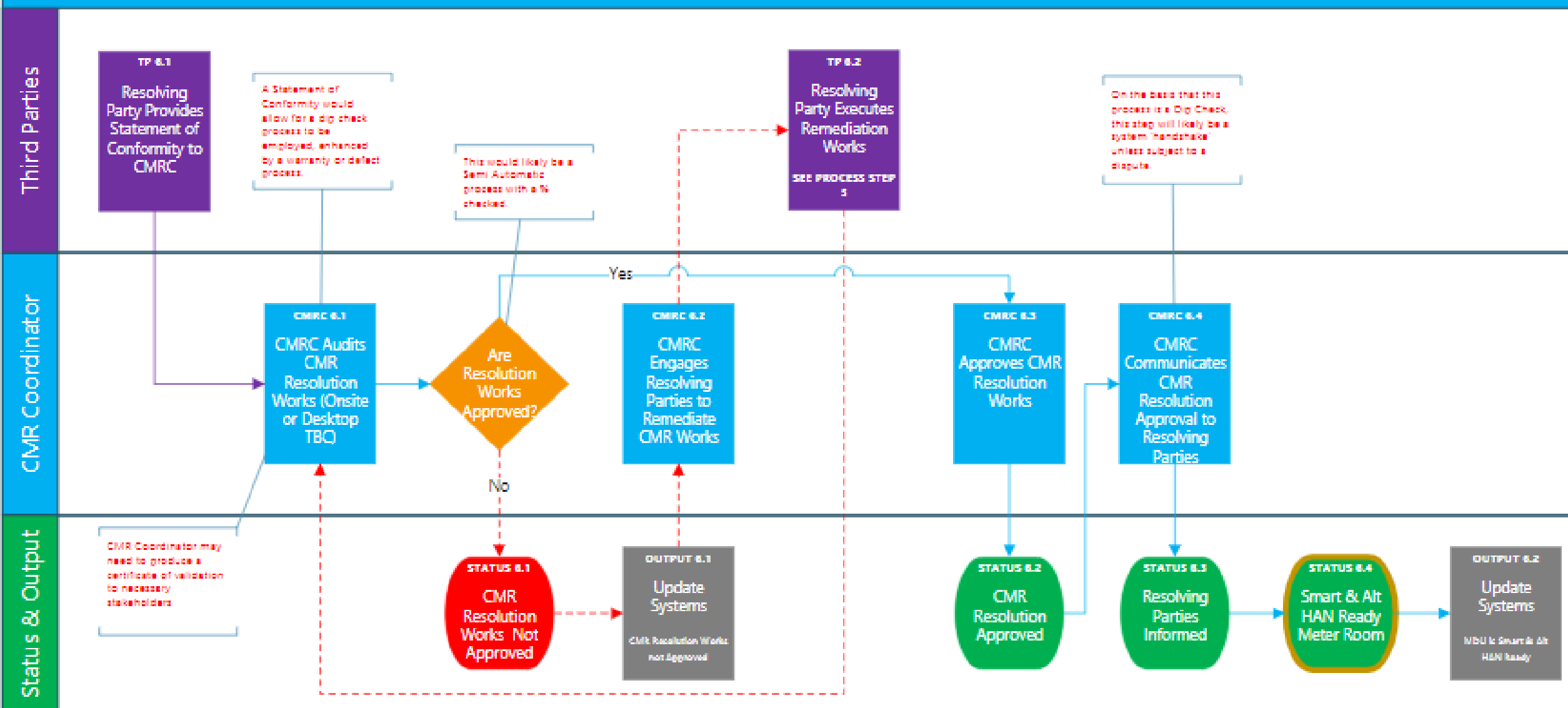
CMR Process Maps – Level 2 Process 4 Map



CMR Process Maps – Level 2 Process 6 Map

CMR Coordinator (CMRC) - Level 2 Process Map – Process 6 – Approval that Meter Room is Smart & Alt HAN Ready

Energy Supplier	BMO
CMRC	BMO
Resolving Party/MOP	



CMR Process Maps – Level 2 Process 7 Map

CMR Coordinator (CMRC) - Level 2 Process Map – Process 7 – Completion Activities

Energy Supplier	BMO
CMRC	BMO
Resolving Party/MOP	

